



atena®

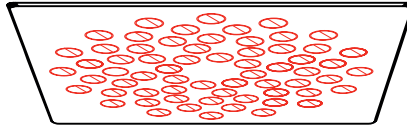
ATENA S.P.A. HAS A QUALITY  
MANAGEMENT SYSTEM CERTIFIED  
BY RINA IN COMPLIANCE WITH  
ISO 9001

## AIR FLOW PANELS for micro climate comfort



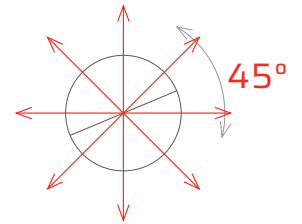
In addition to its false ceilings, Atena supplies the air flow panels with adjustable vents for air distribution.

Standard modules are made up of aluminum or steel tiles 600x600 mm with parallel, diagonal and circular nozzles. Choose among the different solutions or send us your special design.




The air flow panels with adjustable vents are properly conceived to be perfectly integrated to all Atena Metal Modular and Metal Shapes false ceilings.  
In addition to the standard modules, special solutions can be developed, to reach an aesthetic result refined in every detail.


### ADJUSTABLE NOZZLES




64 P




36 P




16 P



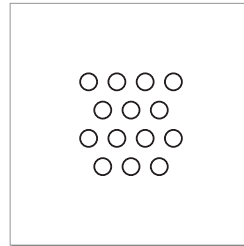
60 D



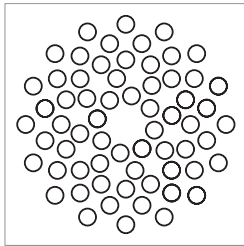
33 D



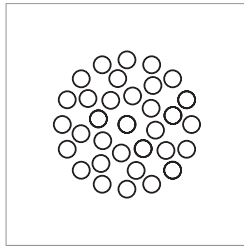
14 D



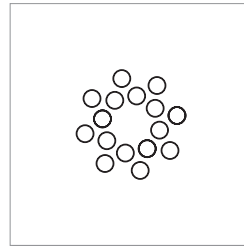
64 R



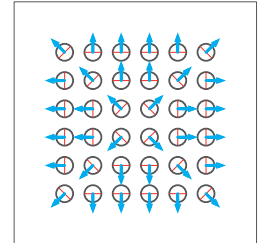
33 R



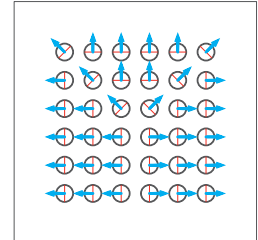
16 R



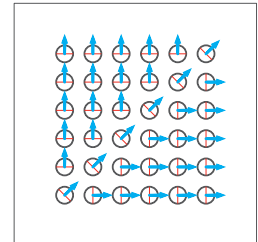
### 4 AIR FLOWS (STANDARD)



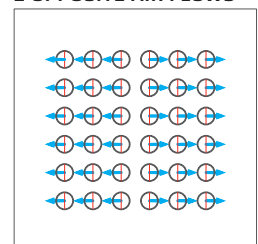
### 3 AIR FLOWS



### 2 ANGLE AIR FLOWS



### 2 OPPOSITE AIR FLOWS



### FEATURES

Ø hole 40mm	VENTS																	
	14			16			33			36			60			64		
q <sub>v</sub> (m³/h)	-	-	-	150	200	250	-	-	-	300	400	500	-	-	-	500	700	900
ΔP (Pa)	-	-	-	20	40	55	-	-	-	20	35	50	-	-	-	15	30	50
X <sub>0,2</sub> (m)	-	-	-	2,8	3,7	4,3	-	-	-	4,3	5,2	5,9	-	-	-	4,7	5,4	6,3

#### Legend

q<sub>v</sub> = air capacity ΔP = max pressure drop  
X<sub>0,2</sub> = isothermal horizontal range (isotach 0.2 m/s)

Tile 600x600 mm  
Steel 5/10 - Aluminum 5/10-6/10  
White - Silver - other colours on request